

Scaled data based on original data using
LM-79-08 Approved Method: Electrical and Photometric Measurements of Solid-
State Lighting Products

Test Report Prepared for
Cooper Lighting Solutions
(formerly Eaton)

Brand: McGRAW-EDISON

Report Number: P271641

Luminaire Tested: **IST-AF-600-LED-E1-RW-7027**

Issue Date: 3/3/2020

Test Information

Test Method: LM-79-08
Report Number: P271641
TEST IS SCALED FROM IESNA LM-79-08 TEST DATA (P29767)
Test Lab: INNOVATION CENTER-P2
Issue Date: 3/3/2020
Manufacturer: COOPER LIGHTING SOLUTIONS (FORMERLY EATON)
Product Line: MCGRAW-EDISON
Catalog Number: IST-AF-600-LED-E1-RW-7027
Description: IMPACT ELITE LED TRAPEZOID LUMINAIRE
LIGHT SQUARE WITH ACCULED OPTICS-RECTANGULAR WIDE TYPE I
Light Source: (16) 2700K CCT, 70 CRI LEDs
Ballast/Driver: ELECTRONIC DRIVER

Summary

Lumens per Lamp: N/A
Luminaire Lumens: 3507.7 lumens
Efficiency: N/A
Efficacy: 104.1 lumens/watt
Luminous Opening: Rectangular (W 0.5' x L: 0.5' x H: 0')
IES Classification: Type II - Medium - Cutoff
BUG Rating: B2 - U1 - G2

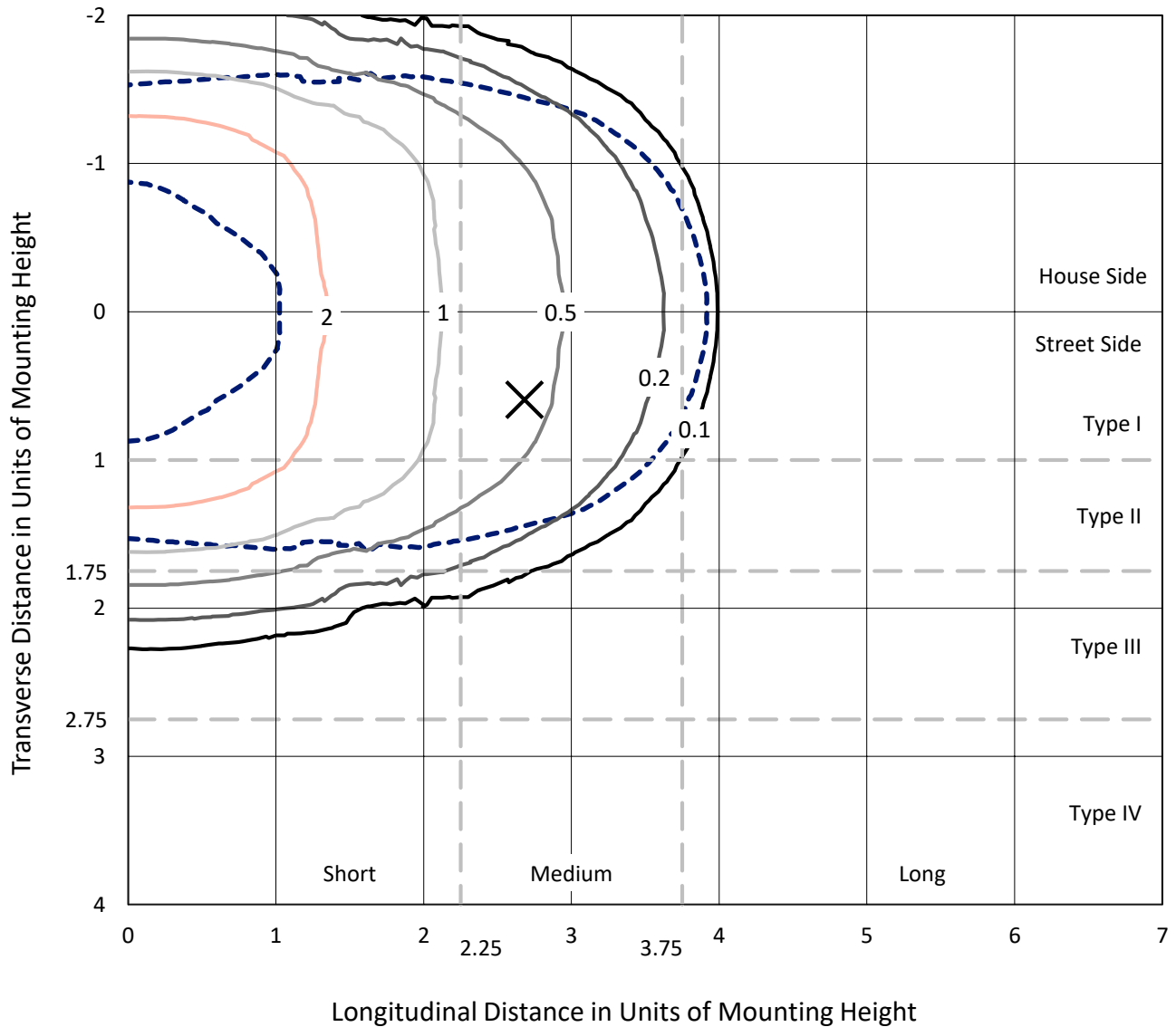
Input Watts (W): 33.7
Input Voltage (V): 120
Input Current (Ain): NR
Voltage Rise (V): NR
Power Factor: NR
Total Harmonic Distortion (THDi): NR
Frequency (hertz): 60
Stabilization Time: NR
Operation Time: NR
Ambient Temperature (°C): NR
Test Distance: 25 FT



REPORT NUMBER: P271641
 CATALOG NUMBER: IST-AF-600-LED-E1-RW-7027

Iso-Footcandle Lines of Horizontal Illumination

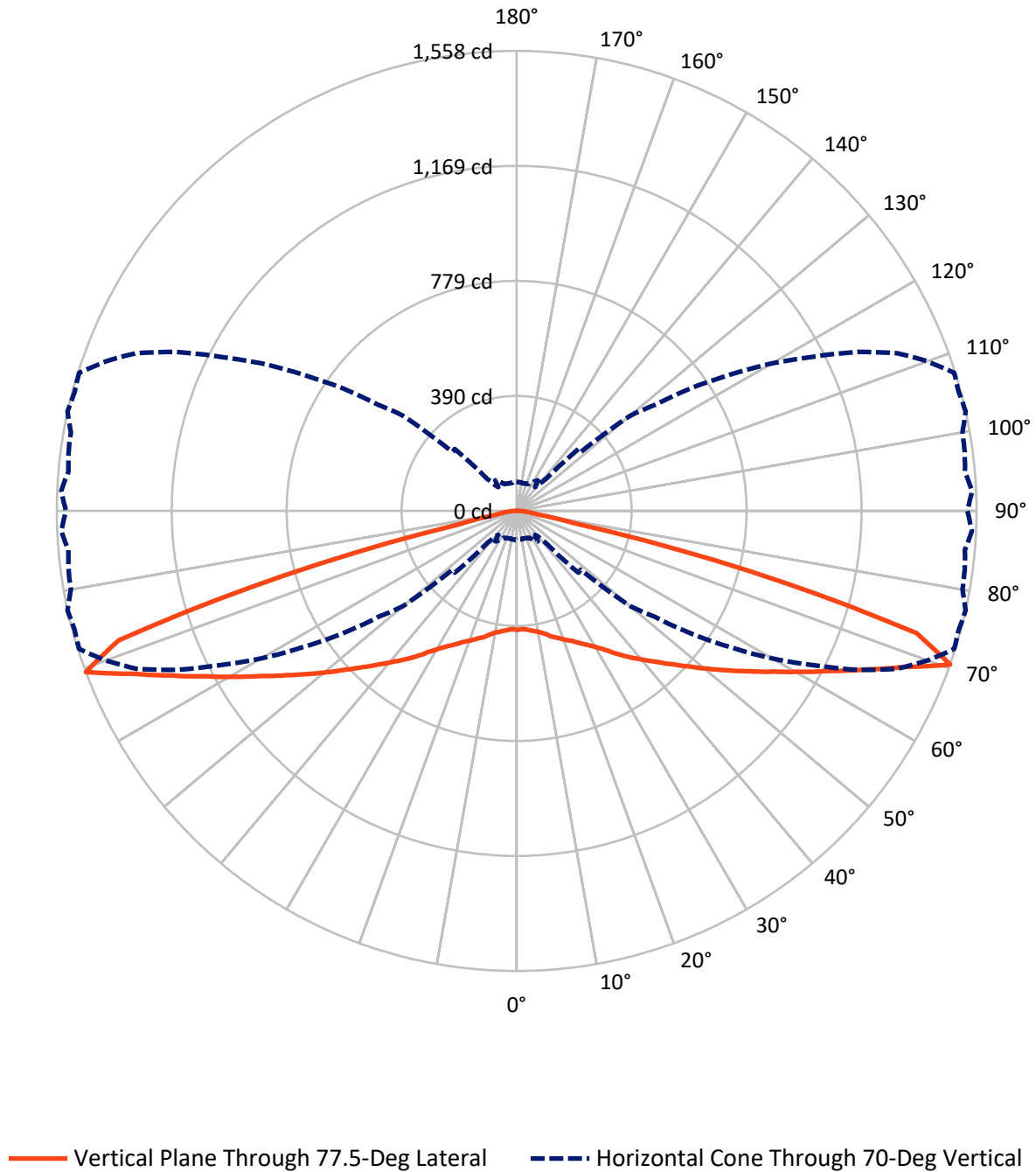
× Max cd
 - - - 1/2 Max cd



Based on 10 foot mounting height. Maximum calculated value = 4.2 fc
 Type II - Medium - Cutoff

REPORT NUMBER: P271641
CATALOG NUMBER: IST-AF-600-LED-E1-RW-7027

Luminous Intensity Polar Plot



REPORT NUMBER: P271641

CATALOG NUMBER: IST-AF-600-LED-E1-RW-7027

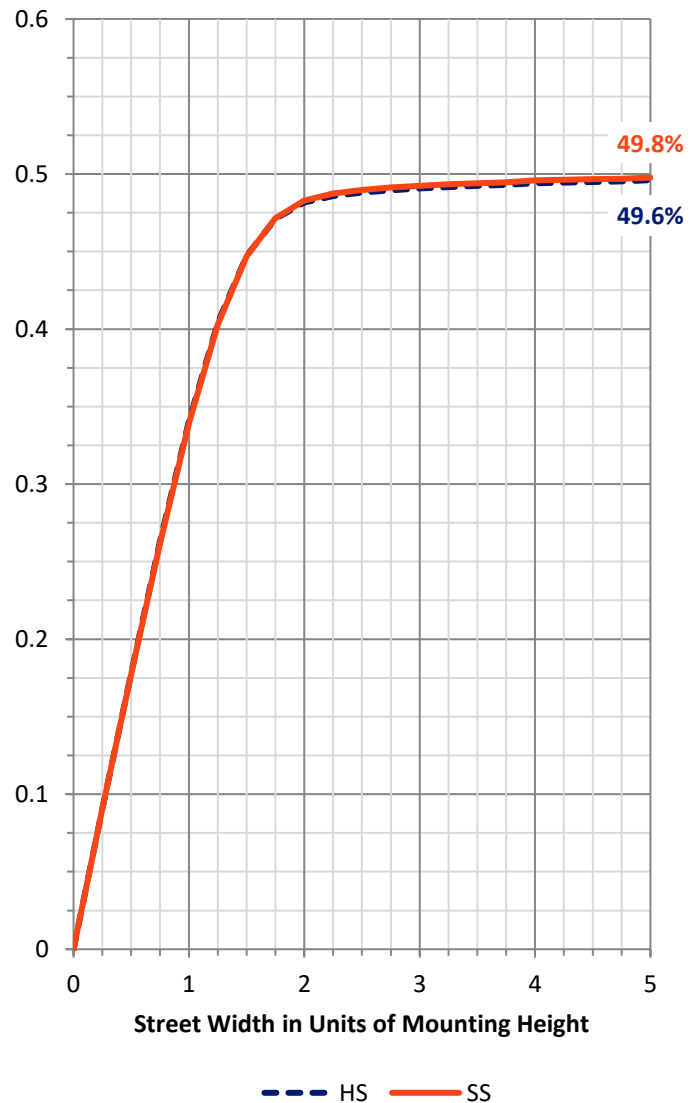
FLUX DISTRIBUTION:

		Downward	Upward	Total
House Side	Lumens	1753.6	0.3	1753.9
	% Fixture	50.0	0.0	50.0
Street Side	Lumens	1753.6	0.3	1753.9
	% Fixture	50.0	0.0	50.0
Total	Lumens	3507.2	0.6	3507.7
	% Fixture	100.0	0.0	100.0

Coefficient of Utilization

ZONAL LUMENS:

Zone	Lumens	% Fixture
0°-10°	38.9	1.1
10°-20°	121.8	3.5
20°-30°	228.6	6.5
30°-40°	399.5	11.4
40°-50°	651.2	18.6
50°-60°	891.2	25.4
60°-70°	819.8	23.4
70°-80°	320.5	9.1
80°-90°	35.7	1.0
90°-100°	0.6	0.0
100°-110°	0.0	0.0
110°-120°	0.0	0.0
120°-130°	0.0	0.0
130°-140°	0.0	0.0
140°-150°	0.0	0.0
150°-160°	0.0	0.0
160°-170°	0.0	0.0
170°-180°	0.0	0.0
0°-90°	3507.2	100.0
0°-180°	3507.7	100.0



REPORT NUMBER: P271641

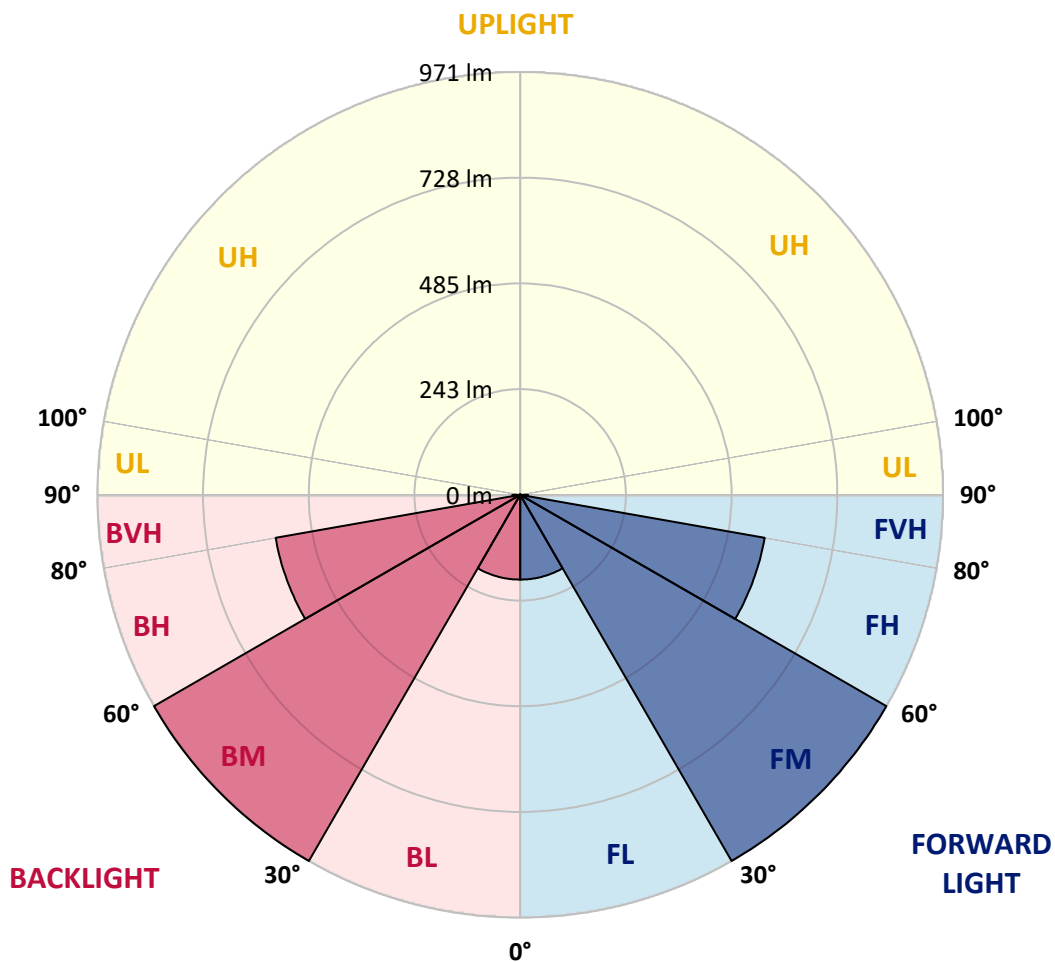
CATALOG NUMBER: IST-AF-600-LED-E1-RW-7027

LUMINAIRE CLASSIFICATION SYSTEM LUMEN TABLE AND BUG RATING:

Zone	Lumens	% Fixture	Zone Rating/Lumen Limit		
			B	U	G
FL (0°-30°)	194.7	5.5			
FM (30°-60°)	971.0	27.7			
FH (60°-80°)	570.1	16.3			G0/660
FVH (80°-90°)	17.8	0.5			G1/100
BL (0°-30°)	194.7	5.5	B1/500		
BM (30°-60°)	971.0	27.7	B1/1000		
BH (60°-80°)	570.1	16.3	B2/1000		G2/1000
BVH (80°-90°)	17.8	0.5			G1/100
UL (90°-100°)	0.6	0.0		U1/10	
UH (100°-180°)	0.3	0.0		U1/10	

BUG Rating: B2-U1-G2

Type II Medium





REPORT NUMBER: P271641

CATALOG NUMBER: IST-AF-600-LED-E1-RW-7027

CANDELA DISTRIBUTION (FULL):

	0°	5°	15°	25°	35°	37.5°	40°	42.5°	45°	47.5°	50°
0°	402.9	402.9	402.9	402.9	402.9	402.9	402.9	402.9	402.9	402.9	402.9
2.5°	401.5	400.8	400.8	401.5	402.4	402.9	401.9	402.4	402.4	401.9	403.5
5°	402.4	401.9	402.4	403.5	405.0	406.6	406.0	406.0	406.6	405.6	408.1
7.5°	401.5	400.8	401.9	404.5	408.1	410.2	410.2	410.2	411.2	410.6	413.8
10°	396.7	396.2	398.8	403.5	410.2	411.7	413.3	413.8	416.8	416.8	420.0
12.5°	392.6	393.2	396.7	404.0	414.7	415.4	417.4	419.5	423.6	421.6	427.2
15°	394.2	395.3	399.8	408.5	423.1	422.6	424.1	426.2	432.8	428.2	437.6
17.5°	401.9	403.5	408.5	418.9	433.9	431.4	433.4	436.5	445.3	439.6	450.4
20°	414.3	416.4	422.0	433.4	447.4	444.8	446.7	450.4	460.7	455.0	466.0
22.5°	430.7	432.8	439.0	451.9	466.8	463.9	466.0	468.9	480.3	471.6	484.9
25°	452.9	455.0	461.8	475.1	492.2	488.6	489.7	491.7	503.6	493.2	506.1
27.5°	484.0	486.1	491.7	504.6	521.1	518.1	519.0	521.1	533.4	523.2	534.5
30°	523.2	525.1	530.4	543.3	557.2	553.5	555.2	556.7	568.1	557.8	567.0
32.5°	569.5	569.1	576.8	590.3	602.7	595.9	595.9	595.9	606.7	596.5	603.6
35°	624.3	624.3	632.0	644.9	656.3	648.6	644.9	642.8	654.8	641.7	647.0
37.5°	684.1	681.5	693.4	705.3	716.1	706.2	703.2	700.7	709.4	695.0	697.5
40°	747.6	745.5	758.3	771.8	779.1	766.2	763.6	760.4	769.8	755.8	755.4
42.5°	805.4	803.8	820.3	835.9	844.6	828.1	824.5	821.4	831.7	817.7	814.7
45°	854.4	853.9	873.0	894.2	909.6	892.1	889.5	884.3	894.6	877.6	876.0
47.5°	892.6	890.5	913.8	944.7	969.5	951.3	950.9	947.3	958.1	939.4	937.4
50°	918.3	920.0	945.2	981.3	1021.6	1004.6	1006.1	1004.6	1020.6	1002.0	1004.6
52.5°	923.0	926.2	958.6	1006.1	1062.3	1041.7	1053.5	1058.2	1078.3	1062.3	1067.5
55°	867.9	876.6	926.2	1008.7	1087.6	1074.7	1089.6	1103.1	1131.4	1118.0	1127.4
57.5°	744.4	762.5	819.8	939.4	1084.5	1091.7	1122.2	1142.8	1177.4	1165.6	1187.2
60°	575.3	587.6	651.1	791.0	985.4	995.2	1050.5	1116.0	1195.5	1211.9	1245.9
62.5°	376.6	383.8	445.8	587.6	814.7	817.7	886.4	971.4	1109.2	1145.4	1240.8
65°	186.8	196.5	229.6	338.4	570.6	566.5	641.7	741.4	920.0	959.6	1115.0
67.5°	116.6	118.1	124.9	156.8	285.8	253.8	315.8	420.0	636.2	671.8	868.8
70°	98.1	97.6	96.0	100.6	125.9	102.1	113.0	147.5	296.1	294.6	501.0
72.5°	90.3	88.8	84.6	84.1	87.8	80.5	81.6	83.6	118.7	99.6	193.0
75°	83.0	79.9	74.8	73.2	73.2	67.6	67.6	68.1	76.9	72.2	87.8
77.5°	74.3	70.7	65.6	63.5	61.4	55.2	54.7	55.2	61.9	57.9	65.6
80°	64.0	60.4	56.8	53.7	50.6	44.8	43.4	43.4	49.0	44.8	51.0
82.5°	55.8	51.0	50.0	44.8	40.2	35.0	33.6	30.9	36.1	31.5	38.2
85°	41.3	37.7	47.5	39.7	32.0	28.4	22.6	19.0	22.6	18.5	24.3
87.5°	23.7	22.2	41.8	31.5	28.4	30.5	18.5	13.5	12.8	11.4	13.5
90°	4.6	5.2	6.6	4.6	6.2	3.1	1.5	1.5	3.1	2.1	3.6
92.5°	0.0	0.0	0.0	0.0	0.0	0.0	0.0	0.0	0.0	0.0	0.0
95°	0.0	0.0	0.0	0.0	0.0	0.0	0.0	0.0	0.0	0.0	0.0
97.5°	0.0	0.0	0.0	0.0	0.0	0.0	0.0	0.0	0.0	0.0	0.0
100°	0.0	0.0	0.0	0.0	0.0	0.0	0.0	0.0	0.0	0.0	0.0
102.5°	0.0	0.0	0.0	0.0	0.0	0.0	0.0	0.0	0.0	0.0	0.0
105°	0.0	0.0	0.0	0.0	0.0	0.0	0.0	0.0	0.0	0.0	0.0
107.5°	0.0	0.0	0.0	0.0	0.0	0.0	0.0	0.0	0.0	0.0	0.0
110°	0.0	0.0	0.0	0.0	0.0	0.0	0.0	0.0	0.0	0.0	0.0



REPORT NUMBER: P271641

CATALOG NUMBER: IST-AF-600-LED-E1-RW-7027

CANDELA DISTRIBUTION (continued):

	0°	5°	15°	25°	35°	37.5°	40°	42.5°	45°	47.5°	50°
112.5°	0.0	0.0	0.0	0.0	0.0	0.0	0.0	0.0	0.0	0.0	0.0
115°	0.0	0.0	0.0	0.0	0.0	0.0	0.0	0.0	0.0	0.0	0.0
117.5°	0.0	0.0	0.0	0.0	0.0	0.0	0.0	0.0	0.0	0.0	0.0
120°	0.0	0.0	0.0	0.0	0.0	0.0	0.0	0.0	0.0	0.0	0.0
122.5°	0.0	0.0	0.0	0.0	0.0	0.0	0.0	0.0	0.0	0.0	0.0
125°	0.0	0.0	0.0	0.0	0.0	0.0	0.0	0.0	0.0	0.0	0.0
127.5°	0.0	0.0	0.0	0.0	0.0	0.0	0.0	0.0	0.0	0.0	0.0
130°	0.0	0.0	0.0	0.0	0.0	0.0	0.0	0.0	0.0	0.0	0.0
132.5°	0.0	0.0	0.0	0.0	0.0	0.0	0.0	0.0	0.0	0.0	0.0
135°	0.0	0.0	0.0	0.0	0.0	0.0	0.0	0.0	0.0	0.0	0.0
137.5°	0.0	0.0	0.0	0.0	0.0	0.0	0.0	0.0	0.0	0.0	0.0
140°	0.0	0.0	0.0	0.0	0.0	0.0	0.0	0.0	0.0	0.0	0.0
142.5°	0.0	0.0	0.0	0.0	0.0	0.0	0.0	0.0	0.0	0.0	0.0
145°	0.0	0.0	0.0	0.0	0.0	0.0	0.0	0.0	0.0	0.0	0.0
147.5°	0.0	0.0	0.0	0.0	0.0	0.0	0.0	0.0	0.0	0.0	0.0
150°	0.0	0.0	0.0	0.0	0.0	0.0	0.0	0.0	0.0	0.0	0.0
152.5°	0.0	0.0	0.0	0.0	0.0	0.0	0.0	0.0	0.0	0.0	0.0
155°	0.0	0.0	0.0	0.0	0.0	0.0	0.0	0.0	0.0	0.0	0.0
157.5°	0.0	0.0	0.0	0.0	0.0	0.0	0.0	0.0	0.0	0.0	0.0
160°	0.0	0.0	0.0	0.0	0.0	0.0	0.0	0.0	0.0	0.0	0.0
162.5°	0.0	0.0	0.0	0.0	0.0	0.0	0.0	0.0	0.0	0.0	0.0
165°	0.0	0.0	0.0	0.0	0.0	0.0	0.0	0.0	0.0	0.0	0.0
167.5°	0.0	0.0	0.0	0.0	0.0	0.0	0.0	0.0	0.0	0.0	0.0
170°	0.0	0.0	0.0	0.0	0.0	0.0	0.0	0.0	0.0	0.0	0.0
172.5°	0.0	0.0	0.0	0.0	0.0	0.0	0.0	0.0	0.0	0.0	0.0
175°	0.0	0.0	0.0	0.0	0.0	0.0	0.0	0.0	0.0	0.0	0.0
177.5°	0.0	0.0	0.0	0.0	0.0	0.0	0.0	0.0	0.0	0.0	0.0
180°	0.0	0.0	0.0	0.0	0.0	0.0	0.0	0.0	0.0	0.0	0.0



REPORT NUMBER: P271641

CATALOG NUMBER: IST-AF-600-LED-E1-RW-7027

CANDELA DISTRIBUTION (continued):

	52.5°	55°	57.5°	60°	62.5°	65°	67.5°	70°	72.5°	75°	77.5°
0°	402.9	402.9	402.9	402.9	402.9	402.9	402.9	402.9	402.9	402.9	402.9
2.5°	401.9	403.5	401.5	403.5	399.8	402.9	400.4	403.5	400.8	403.5	400.4
5°	404.5	408.5	404.0	409.6	402.9	409.6	404.0	410.2	405.0	410.2	404.5
7.5°	408.5	415.8	409.6	416.8	408.5	417.9	410.2	418.9	411.2	419.5	410.6
10°	413.8	423.1	414.7	424.1	414.3	425.2	415.4	426.7	416.4	427.8	416.8
12.5°	418.4	430.3	420.9	433.4	422.6	435.5	424.1	438.6	426.2	441.1	427.2
15°	427.2	442.7	430.7	445.8	433.4	448.3	435.9	452.5	438.6	455.6	441.1
17.5°	438.6	455.6	443.2	458.1	444.8	461.3	447.9	464.3	450.4	467.9	451.9
20°	454.0	471.0	458.1	472.6	459.8	474.7	461.3	476.2	464.3	479.2	465.4
22.5°	471.6	487.6	473.7	488.0	473.7	487.6	474.7	488.0	476.2	490.1	477.8
25°	492.7	507.7	493.8	506.1	491.7	504.1	491.7	504.1	493.2	505.0	495.9
27.5°	522.2	533.4	519.0	529.9	514.4	525.1	512.3	523.2	512.8	523.2	513.9
30°	555.2	565.4	549.0	557.8	540.7	549.0	535.0	544.4	533.4	543.3	536.1
32.5°	591.3	599.5	583.0	590.3	572.7	579.9	564.9	571.1	561.9	568.1	563.3
35°	631.5	639.8	622.7	629.4	611.8	618.1	603.1	606.3	596.9	601.1	596.9
37.5°	679.5	686.8	667.1	673.3	654.2	661.9	643.8	647.0	635.6	638.2	629.9
40°	731.1	738.9	715.6	721.8	698.1	706.9	686.8	688.8	673.3	675.9	662.9
42.5°	786.7	794.0	765.2	770.3	742.4	751.7	728.0	732.1	713.5	716.1	699.6
45°	848.2	852.3	820.3	823.9	790.4	799.7	769.8	777.6	755.4	760.4	741.4
47.5°	905.5	913.8	878.6	881.8	845.7	851.3	816.6	827.1	803.4	811.1	787.8
50°	971.0	977.2	943.7	944.2	909.1	911.2	872.4	882.8	856.9	865.2	840.5
52.5°	1038.1	1042.2	1006.1	1009.7	975.1	978.7	940.1	944.2	914.3	921.5	897.1
55°	1103.1	1104.1	1074.1	1073.1	1040.7	1047.3	1004.6	1013.7	978.3	986.0	958.6
57.5°	1168.1	1171.7	1143.8	1144.9	1112.3	1117.0	1078.3	1085.1	1051.5	1060.8	1026.8
60°	1236.7	1248.0	1220.7	1224.3	1193.4	1202.7	1155.7	1164.5	1127.8	1142.8	1106.2
62.5°	1280.5	1322.8	1317.7	1323.3	1294.0	1298.6	1250.1	1264.1	1220.2	1231.0	1193.4
65°	1197.0	1300.7	1353.3	1411.1	1412.7	1427.6	1380.7	1385.8	1342.0	1339.4	1295.0
67.5°	975.6	1103.6	1192.3	1311.0	1394.1	1474.0	1503.0	1510.1	1486.4	1461.1	1411.1
70°	588.7	728.4	859.0	998.8	1129.9	1273.9	1396.1	1480.8	1554.4	1550.9	1558.1
72.5°	232.8	348.8	435.9	567.0	697.1	856.4	991.5	1110.8	1237.8	1315.7	1416.8
75°	91.9	121.2	141.9	215.1	277.0	395.7	514.9	579.4	679.0	747.1	817.3
77.5°	66.0	72.2	73.2	85.1	89.8	124.3	145.4	167.6	188.8	202.3	199.6
80°	51.0	55.2	55.2	60.4	59.8	66.6	64.9	71.1	70.7	75.9	72.2
82.5°	38.2	40.7	40.7	44.8	44.8	49.0	48.0	52.1	50.6	54.2	50.6
85°	24.7	27.4	27.4	29.5	28.4	32.5	32.0	35.0	33.6	35.0	32.5
87.5°	13.9	15.5	16.0	17.6	16.0	19.0	18.5	20.1	18.5	20.1	19.0
90°	2.1	3.1	2.1	3.1	1.5	4.6	2.5	5.2	1.5	6.2	2.5
92.5°	0.0	0.0	0.0	0.0	0.0	0.0	0.0	0.0	0.0	0.0	0.0
95°	0.0	0.0	0.0	0.0	0.0	0.0	0.0	0.0	0.0	0.0	0.0
97.5°	0.0	0.0	0.0	0.0	0.0	0.0	0.0	0.0	0.0	0.0	0.0
100°	0.0	0.0	0.0	0.0	0.0	0.0	0.0	0.0	0.0	0.0	0.0
102.5°	0.0	0.0	0.0	0.0	0.0	0.0	0.0	0.0	0.0	0.0	0.0
105°	0.0	0.0	0.0	0.0	0.0	0.0	0.0	0.0	0.0	0.0	0.0
107.5°	0.0	0.0	0.0	0.0	0.0	0.0	0.0	0.0	0.0	0.0	0.0
110°	0.0	0.0	0.0	0.0	0.0	0.0	0.0	0.0	0.0	0.0	0.0



REPORT NUMBER: P271641

CATALOG NUMBER: IST-AF-600-LED-E1-RW-7027

CANDELA DISTRIBUTION (continued):

	52.5°	55°	57.5°	60°	62.5°	65°	67.5°	70°	72.5°	75°	77.5°
112.5°	0.0	0.0	0.0	0.0	0.0	0.0	0.0	0.0	0.0	0.0	0.0
115°	0.0	0.0	0.0	0.0	0.0	0.0	0.0	0.0	0.0	0.0	0.0
117.5°	0.0	0.0	0.0	0.0	0.0	0.0	0.0	0.0	0.0	0.0	0.0
120°	0.0	0.0	0.0	0.0	0.0	0.0	0.0	0.0	0.0	0.0	0.0
122.5°	0.0	0.0	0.0	0.0	0.0	0.0	0.0	0.0	0.0	0.0	0.0
125°	0.0	0.0	0.0	0.0	0.0	0.0	0.0	0.0	0.0	0.0	0.0
127.5°	0.0	0.0	0.0	0.0	0.0	0.0	0.0	0.0	0.0	0.0	0.0
130°	0.0	0.0	0.0	0.0	0.0	0.0	0.0	0.0	0.0	0.0	0.0
132.5°	0.0	0.0	0.0	0.0	0.0	0.0	0.0	0.0	0.0	0.0	0.0
135°	0.0	0.0	0.0	0.0	0.0	0.0	0.0	0.0	0.0	0.0	0.0
137.5°	0.0	0.0	0.0	0.0	0.0	0.0	0.0	0.0	0.0	0.0	0.0
140°	0.0	0.0	0.0	0.0	0.0	0.0	0.0	0.0	0.0	0.0	0.0
142.5°	0.0	0.0	0.0	0.0	0.0	0.0	0.0	0.0	0.0	0.0	0.0
145°	0.0	0.0	0.0	0.0	0.0	0.0	0.0	0.0	0.0	0.0	0.0
147.5°	0.0	0.0	0.0	0.0	0.0	0.0	0.0	0.0	0.0	0.0	0.0
150°	0.0	0.0	0.0	0.0	0.0	0.0	0.0	0.0	0.0	0.0	0.0
152.5°	0.0	0.0	0.0	0.0	0.0	0.0	0.0	0.0	0.0	0.0	0.0
155°	0.0	0.0	0.0	0.0	0.0	0.0	0.0	0.0	0.0	0.0	0.0
157.5°	0.0	0.0	0.0	0.0	0.0	0.0	0.0	0.0	0.0	0.0	0.0
160°	0.0	0.0	0.0	0.0	0.0	0.0	0.0	0.0	0.0	0.0	0.0
162.5°	0.0	0.0	0.0	0.0	0.0	0.0	0.0	0.0	0.0	0.0	0.0
165°	0.0	0.0	0.0	0.0	0.0	0.0	0.0	0.0	0.0	0.0	0.0
167.5°	0.0	0.0	0.0	0.0	0.0	0.0	0.0	0.0	0.0	0.0	0.0
170°	0.0	0.0	0.0	0.0	0.0	0.0	0.0	0.0	0.0	0.0	0.0
172.5°	0.0	0.0	0.0	0.0	0.0	0.0	0.0	0.0	0.0	0.0	0.0
175°	0.0	0.0	0.0	0.0	0.0	0.0	0.0	0.0	0.0	0.0	0.0
177.5°	0.0	0.0	0.0	0.0	0.0	0.0	0.0	0.0	0.0	0.0	0.0
180°	0.0	0.0	0.0	0.0	0.0	0.0	0.0	0.0	0.0	0.0	0.0



REPORT NUMBER: P271641

CATALOG NUMBER: IST-AF-600-LED-E1-RW-7027

CANDELA DISTRIBUTION (continued):

	80°	82.5°	85°	87.5°	90°
0°	402.9	402.9	402.9	402.9	402.9
2.5°	402.9	401.9	404.0	400.8	403.5
5°	410.2	405.6	411.2	405.6	410.6
7.5°	420.0	412.2	420.5	412.2	420.5
10°	429.3	416.4	429.7	417.4	430.3
12.5°	443.2	427.8	445.3	428.2	445.3
15°	458.7	441.1	460.7	441.7	461.8
17.5°	471.0	454.0	473.0	454.0	473.7
20°	481.4	467.9	484.0	467.9	485.5
22.5°	493.2	483.5	496.3	483.5	499.5
25°	508.7	502.1	512.3	503.1	514.4
27.5°	526.8	522.2	530.4	523.7	532.4
30°	548.0	546.3	550.5	547.3	552.5
32.5°	571.6	575.3	575.3	575.3	577.3
35°	606.3	609.3	609.3	610.4	610.8
37.5°	639.2	644.4	643.8	645.4	645.4
40°	673.8	680.6	680.6	680.6	681.5
42.5°	712.0	719.3	720.2	717.2	719.3
45°	754.8	757.5	760.0	758.3	762.0
47.5°	800.7	803.4	805.4	803.4	809.0
50°	854.8	854.4	860.0	854.4	862.6
52.5°	911.7	916.3	920.0	914.3	920.0
55°	975.6	974.1	986.0	978.3	986.0
57.5°	1045.8	1045.8	1057.7	1050.5	1059.2
60°	1128.9	1122.2	1138.7	1126.8	1138.7
62.5°	1213.0	1201.1	1219.7	1209.4	1224.7
65°	1310.0	1292.9	1310.4	1297.1	1311.0
67.5°	1408.0	1388.4	1394.1	1387.3	1395.1
70°	1533.9	1531.3	1524.6	1544.2	1527.2
72.5°	1400.7	1430.7	1406.5	1453.4	1421.4
75°	860.6	915.8	946.3	994.2	986.5
77.5°	203.7	181.1	199.6	179.0	201.7
80°	75.3	68.6	71.8	62.4	69.7
82.5°	51.7	44.8	43.4	34.6	37.1
85°	33.0	26.8	24.7	20.6	22.6
87.5°	19.7	14.9	13.9	11.9	12.4
90°	5.7	2.1	4.1	1.1	3.6
92.5°	0.0	0.0	0.0	0.0	0.0
95°	0.0	0.0	0.0	0.0	0.0
97.5°	0.0	0.0	0.0	0.0	0.0
100°	0.0	0.0	0.0	0.0	0.0
102.5°	0.0	0.0	0.0	0.0	0.0
105°	0.0	0.0	0.0	0.0	0.0
107.5°	0.0	0.0	0.0	0.0	0.0
110°	0.0	0.0	0.0	0.0	0.0



REPORT NUMBER: P271641

CATALOG NUMBER: IST-AF-600-LED-E1-RW-7027

CANDELA DISTRIBUTION (continued):

	80°	82.5°	85°	87.5°	90°
112.5°	0.0	0.0	0.0	0.0	0.0
115°	0.0	0.0	0.0	0.0	0.0
117.5°	0.0	0.0	0.0	0.0	0.0
120°	0.0	0.0	0.0	0.0	0.0
122.5°	0.0	0.0	0.0	0.0	0.0
125°	0.0	0.0	0.0	0.0	0.0
127.5°	0.0	0.0	0.0	0.0	0.0
130°	0.0	0.0	0.0	0.0	0.0
132.5°	0.0	0.0	0.0	0.0	0.0
135°	0.0	0.0	0.0	0.0	0.0
137.5°	0.0	0.0	0.0	0.0	0.0
140°	0.0	0.0	0.0	0.0	0.0
142.5°	0.0	0.0	0.0	0.0	0.0
145°	0.0	0.0	0.0	0.0	0.0
147.5°	0.0	0.0	0.0	0.0	0.0
150°	0.0	0.0	0.0	0.0	0.0
152.5°	0.0	0.0	0.0	0.0	0.0
155°	0.0	0.0	0.0	0.0	0.0
157.5°	0.0	0.0	0.0	0.0	0.0
160°	0.0	0.0	0.0	0.0	0.0
162.5°	0.0	0.0	0.0	0.0	0.0
165°	0.0	0.0	0.0	0.0	0.0
167.5°	0.0	0.0	0.0	0.0	0.0
170°	0.0	0.0	0.0	0.0	0.0
172.5°	0.0	0.0	0.0	0.0	0.0
175°	0.0	0.0	0.0	0.0	0.0
177.5°	0.0	0.0	0.0	0.0	0.0
180°	0.0	0.0	0.0	0.0	0.0

(END OF REPORT)